










**BOARD OF WATER WORKS OF PUEBLO, COLORADO
DETAILED WATER RATE COMPARISON**

		 Aurora	 Mayor David L. Stover	 Colorado Springs Utilities <i>It's how we're all connected</i>	 DENVER WATER	 City of East Collins	 GREELEY	 Pueblo West	 City of Thornton	FRONT RANGE AVERAGE
BILL FOR 13,000 GAL. ON 1" METER	\$30.33	\$43.53	\$55.30	\$42.46	\$29.67	\$40.07	\$36.84	\$40.88	\$45.20	\$40.48
FIXED CHARGE ON 1" METER	\$10.20	\$10.90	\$8.50	\$5.70	\$3.87	\$12.72	\$7.85	\$15.13	\$3.86	\$8.75
COST PER 1,000 GAL.	\$1.83*	0-30K Gal \$2.51 30-60K \$3.14 >60K \$6.28	\$3.60	0-7,473 Gal \$.00216/gal 7,474-22,440 \$.00373/gal >22,441 \$.00563/gal	0-11K Gal \$1.72 12-30K \$3.44 31-40K \$5.16 >40K \$6.88	0-7K \$1.97 7-13K \$2.26 >13K \$2.60	\$2.23	0-5K Gal \$1.50 5-10K \$1.94 >10K \$2.85	\$3.18 Excess Use Rates \$4.78 to 2x \$9.55 > 2x	\$2.30

* Includes first 2,000 gallons of water.
Excess Use Rates depend on household's usage allowance.