



BOARD OF WATER WORKS OF PUEBLO, COLORADO
ANNUAL RESIDENTIAL WATER CHARGES COMPARISON

PUEBLO AND OTHER FRONT RANGE WATER DISTRIBUTORS
2006 RATES

<u>INSIDE CITY</u>	<u>ANNUAL WATER SERVICE CHARGE</u>	<u>PERCENT OF PUEBLO CHARGES</u>
Golden	\$708.84	202.50%
Aurora	681.12	194.58%
Thornton	527.04	150.57%
Broomfield	510.72	145.90%
Highlands Ranch	508.80	145.35%
Westminster	506.76	144.77%
Arvada	502.08	143.44%
Northglenn	491.40	140.38%
Lafayette	486.00	138.84%
Colorado Springs	484.68	138.46%
Englewood	459.96	131.40%
Boulder	457.32	130.65%
Fort Collins	456.24	130.34%
Greeley	422.28	120.64%
Pueblo West	405.60	115.87%
Denver	400.44	114.40%
Louisville	369.12	105.45%
Pueblo	350.04	100.00%
Glenwood Springs	337.92	91.55%
Average	477.18	136.32%

*Each Based on Annual Usage of 156,000 Gallons, and 1" meter rates

**BOARD OF WATER WORKS OF PUEBLO, COLORADO
DETAILED WATER RATE COMPARISON**

										FRONT RANGE AVERAGE
BILL FOR 13,000 GAL. ON 1" METER	\$29.17	\$41.84	\$56.76	\$36.77 ** \$44.01 ***	\$33.37	\$38.02	\$35.19	\$33.80	\$43.92	\$39.96 - \$40.86
FIXED CHARGE ON 1" METER	\$9.81	\$10.90	\$4.24	\$5.70	\$8.71	\$12.72	\$8.15	\$11.33	\$3.75	\$8.19
COST PER 1,000 GAL.	\$1.76	0-30K Gal \$2.38 30-60K \$2.98 >60K \$5.96	\$4.04	0-7,473 Gal \$.00239/gal 7,474-22,440 \$.00370/gal >22,441 \$.00440/gal	0-11K Gal \$1.84 11-30K \$2.21 30-40K \$2.76 >40K 3.59	0-7K \$1.78 7-13K \$2.14 13-20K \$2.57 >20K \$3.07	\$2.08	0-5K Gal \$1.28 5-10K \$1.69 >10K \$2.54	\$3.09 Excess Use Rates \$4.64 to 2x \$9.27 > 2x	\$2.36


* Includes first 2,000 gallons of water.

** November thru April charged \$.00239 per gallon unlimited usage.

***May thru October











Excess Use Rates depend on household's usage allowance.

**BOARD OF WATER WORKS OF PUEBLO, COLORADO
FRONT RANGE WATER UTILITY COMPARISON**

		 <i>Arvada</i>	 AURORA City of Aurora Mayor David L. Stover	 Colorado Springs Utilities It's how we're all connected	 DENVER WATER	 City of Estes Park, Colorado	 GREELEY	 Pueblo West Metropolitan District <i>Pueblo West</i>	 City of Thornton, CO www.thornton.net
NUMBER OF METERED ACCOUNTS	39,016	35,086	70,000	136,500	304,000	33,043	25,600	9,880	35,000
POPULATION	103,495	103,966	297,235	369,815	557,917	128,026	87,596	16,899	105,182
NUMBER OF EMPLOYEES	132	93	337	2000*	1,080	163	110	25	46

**BOARD OF WATER WORKS OF PUEBLO, COLORADO
FRONT RANGE PLANT WATER INVESTMENT FEE COMPARISON**

2006 Rates

	 BOARD OF WATER WORKS PUEBLO, COLORADO	 Arvada	 AURORA Mayor David L. Stover	 Colorado Springs Utilities It's how we're all connected	 DENVER WATER	 City of Fort Collins	 GREELEY	 METRO DISTRICTS Highlands Ranch	 Pueblo West Municipal District	 City of Thornton
3/4" Residential	2,538	10,165	16,641	7,066 - 9,323	1,650+.37 sq/ft	710 +.37 sq/ft	9,100	6,795	6,223	5,930
1" Residential	2,538	10,165	33,282	18,053	13,800	710 +.37 sq/ft	15,200	6,795	10,579	5,930
Multi-Family	1,443/unit	5,083	9,818/unit	4,473	6,200*	490 +.28 sq/ft	4,550/unit	4,615/unit	n/a	3,135
Multi-Family Senior	n/a	3,558	n/a	n/a	n/a	n/a	n/a	n/a	n/a	n/a
Mobile Home	n/a	n/a	n/a	n/a	n/a	n/a	n/a	n/a	n/a	4,284
Duplex	2,768	7,624	23,630	n/a	6,200	490 + .28 sq/ft	9,100	9,230	n/a	4,006
3/4" Commercial	1,259	14,580	16,641	7,849	4,600	6,640	9,100	10,485	6,223	8,895
1"	2,459	24,300	28,822	18,053	13,800	19,300	15,200	20,970	10,579	14,825
1 1/2"	12,533	48,600	66,414	35,490	27,600	38,630	30,300	41,940	32,768	29,650
2"	15,886	77,760	117,952	56,513	41,450	61,660	48,500	83,880	52,627	47,440
3"	30,530	165,240	265,204	111,142	101,200	122,660	106,200	min 188,730	106,247 ***	94,880
4"	105,370	291,600	471,807	178,128	179,400	**	182,000	*****	165,825 ***	148,250
6"	282,607	n/a	1,061,941	370,573	308,200	**	379,200	*****	330,658 ***	n/a
8"	655,867	n/a	1,888,184	1,350****	414,000	**	546,000	*****	n/a	n/a

*Multi-family rate covers first two units. Each unit after is \$1,350 each.

** Anything over 4" is based on peak day demand.

***Rates based on compound meter. Rates for turbine meters: 3" is \$116,177; 4" is \$198,593; 6" is \$414,067.

****Colorado Springs 3/4" Residential based on square foot of lot size. The 8" meter fee is based on potential average daily usage and peak day demand of that customer.

***** Anything over 3" is based on negotiation with a minimum of \$188,730